

FTB-500 platform

BOUNDLESS CAPABILITIES, TESTING UNLIMITED



PART OF THE
EXFO|FTB ecosystem

Powered by
 Windows 8.1 Pro

EXFO Connect
compatible



The FTB-500 platform provides boundless capabilities and expert multimodular design for true next-generation network testing.

KEY FEATURES

Connects anywhere: USB, mobile, WiFi, VPN and Bluetooth

Loaded with utilities: all the tools required to maximize field testing, plus third-party applications

Like a PC: Intel processor with Windows-based operating system

EXFO Connect-compatible: automated asset management; data goes through the cloud and into a dynamic database

RELATED PRODUCT



Fiber inspection probe
FIP-400B (USB)

Specifications and descriptions are subject to change without prior notice.

Opternus GmbH Bahnhofstr. 5 • D-22941 Bargteheide • Tel. +49(0)4532-20 44-0 • Fax -25 • E-Mail info@opternus.de • www.opternus.de

©Opternus GmbH 2020-10

SHAPE IT AS YOU SEE FIT.

Massive processing power. Mix-and-match flexibility. Right out of multi-application wonderland.

The FTB-500 platform brings you, highly advanced applications and pushes the efficiency of your current applications to new heights. So go ahead: break new grounds, set new test-performance standards, and tame new technologies. Benefit from an all-in-one platform that you can build around your most unique requirements.



FTB-500 eight-slot platform

Distributed PMD analysis

Single-ended, span-by-span measurement of PMD, enabling targeted fiber upgrades and cost-effective deployment of 10/40/100 Gbit/s transmission.

Full fiber characterization

PMD, CD, OTDR/iOLM and connector inspection combined in a single solution for in-depth fiber characterization. Run FastReporter2 post-processing software while performing your acquisitions for faster data analysis and report generation directly on-site.



FTB-500 four-slot platform

CWDM turn-up testing

Integrates two metro/CWDM OTDRs and a high-power (up to 23 dBm) optical spectrum analyzer (with built-in polarization controller) into a single portable solution.

A BROADER SCOPE OF TESTS. A BROADER RANGE OF MODULES. A BREADTH OF FRESH AIR.

The FTB-500 can house any of EXFO's FTB plug-and-play modules, enabling you to reconfigure your test solution as your test needs evolve. Choose from the industry's most renowned line of OTDRs and most advanced dispersion analyzers.

OPTICAL TEST MODULES

OTDR	FTB-7400E and FTB-7600E
Single-ended dispersion analyzer	FTB-5700
Distributed PMD analyzer	FTB-5600
PMD analyzer	FTB-5500B
Chromatic dispersion analyzer	FTB-5800

ENJOY TESTING AT YOUR SWIFT PACE.

Faster setups. Faster testing. Faster everything.

When you're ready to start your day, you want to get it started quickly. The FTB-500 "understands" this, enabling you expedite the setup process and get down to testing so that you can get to your next location faster and breeze through your tight day-to-day schedule.



FIBER CONNECTOR INSPECTION AND CERTIFICATION—THE ESSENTIAL FIRST STEP



Taking the time to properly inspect a fiber-optic cable can prevent a slew of problems down the line—saving you time, money and headaches.

FIP-430B | The first fully automated fiber inspection probe for the field

Housing a unique automatic focus adjustment system, the FIP-430B automates each operation in the connector endface inspection sequence, transforming this critical process into one quick and easy step that can be performed by technicians of all skill levels.

Three models to fit your budget

FEATURES	Basic FIP-410B	Semi-automated FIP-420B	Fully automated FIP-430B
Three magnification levels	✓	✓	✓
Image capture	✓	✓	✓
Five-megapixel CMOS capturing device	✓	✓	✓
Automatic fiber image-centering function	✗	✓	✓
Automatic focus adjustment	✗	✗	✓
Onboard pass/fail analysis	✗	✓	✓
Pass/fail LED indicator	✗	✓	✓

Read the FIP-400B specification sheet or visit [EXFO.com/keepthefocus](https://www.exfo.com/keepthefocus) for more information.

100%
automated^a

1-step
process^a

57%
shorter test time^b

SOFTWARE TEST TOOLS

This series of platform-based software testing tools enhance the value of the FTB-500 platform, providing additional testing capabilities without the need for additional modules or units.

Wireshark—Third-party test tools

This live-network packet-capture utility makes it possible to look *inside* the packets and obtain data, including transmission time, source, destination and protocol type. Users can then diagnose a problem or root out suspicious behavior.

Software applications

ConnectorMax

Providing lightning-fast results during the first step of fiber-link testing, ConnectorMax2 is a powerful, platform-based automated inspection application that delivers quick pass/fail assessment of connector endfaces, and which is specifically designed to save both time and money in the field.

Software utilities

Update Manager

Ensure that your entire fleet of platforms is up-to-date with the latest software, and easily manage your maintenance contracts.

VNC configuration

The Virtual Network Computing (VNC) utility allows technicians to easily communicate settings to remote colleagues.

Microsoft Internet Explorer

Access the Web directly from your platform interface.

Bluetooth file-sharing

Share files from your FTB-500 to any Bluetooth-enabled device.

WiFi connection

Display available WiFi connections and save your default settings.

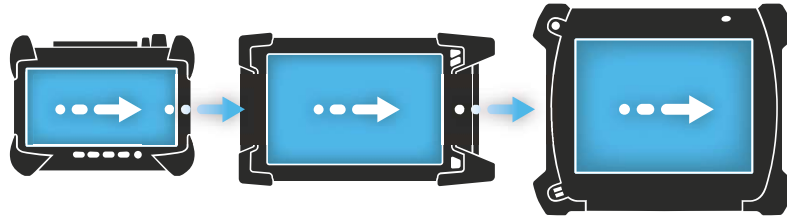
a. Model FIP-430B only.

b. Data sourced from EXFO's case study, with calculation based on typical analysis time.



CONNECTED ANYWHERE, ANYTIME

The value of connectivity resides in the ability to connect your platform anywhere, at any time. This is why we've equipped our platforms with technology offering unprecedented flexibility. Whether you need to transfer data to the cloud or interface with a smart device, you'll have the capability needed.



Bluetooth® Wi-Fi 3G LTE GPS



Secure VPN communications

With Microsoft VPN on the FTB platforms, or the ability to install and configure any VPN client solution defined by your IT department on it, secure communications are now within your reach.



3G/LTE mobility

Get connected wherever you are: choose any Windows-supported 3G/LTE USB dongle and connect to your wireless service provider.



Remote control

Use remote assistance to troubleshoot units in the field, trigger tests remotely, or help a technician with a problem. Working without it is hard to imagine.



Instant messaging

Because our platforms are Windows-based, they function just like PCs. You can even use chat tools to quickly communicate with your team members.

EXFO | Connect

EXFO CONNECT MAKES YOUR DATA MEAN BUSINESS

EXFO Connect completely redefines integrated testing with its cloud-hosted solution. Equipped with powerful database and application technologies, EXFO Connect provides an automated, secure environment that links together your EXFO test instruments, and centralizes captured data across your organization. With its powerful correlation engine, EXFO Connect enables you to convert captured data into actionable information through customized test-data reporting and features that streamline test operations from build-out to maintenance.

Test Equipment Manager

EXFO Connect's Test Equipment Manager is an automated application that centralizes the management of all EXFO test instruments. A repository for software loads, licenses and platform profiles, it helps managers handle constant demands for software updates. EXFO Connect also keeps track of equipment and ensures field technicians are equipped with up-to-date capabilities.

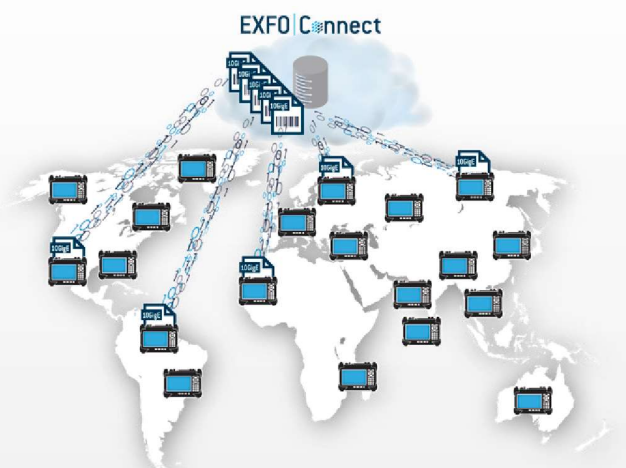


Test Data Manager


EXFO Connect's Test Data Manager is an automated application that provides a secure and centralized environment in which test data is collected, archived and referenced for future use. With test results at their fingertips, managers can create birth certificates, generate reports and set benchmarks.

FTB Anywhere: Floating test licenses

FTB Anywhere™ is a shared test license capability for the award-winning FTB Ecosystem. This unique approach in delivering advanced test applications enables network operators to purchase a certain number of cloud-hosted licenses that can be shared instantly with their technicians, wherever they happen to be.



DESIGNED FOR PORTABILITY, MANAGEABILITY, VIEWABILITY—IN SHORT, FOR EASABILITY.



- 1 E-Z grip bumpers
- 2 Back footstand
- 3 Power cable strain relief
- 4 Internal power supply
- 5 Bottom footstand
- 6 Module finger screws
- 7 Express Card
- 8 Ethernet port
- 9 VGA port
- 10 USB 2.0 ports (2)
- 11 Videoprobe port
- 12 Headset audio out
- 13 Microphone audio in
- 14 DB9 serial port
- 15 Power meter/VFL
- 16 Stylus and enclosure
- 17 Application-specific LEDs
- 18 Power ON/OFF buttons
- 19 Platform LEDs
- 20 Front USB ports
- 21 Control buttons
- 22 Speaker



Specifications and descriptions are subject to change without prior notice.

TECHNICAL SPECIFICATIONS^a

Central processing unit (CPU)	Intel Core 2 Duo
Display	Touchscreen, color, 800 x 600 TFT, 307 mm (12.1 in)
Interfaces	Ethernet port Fiber probe port ExpressCard port 34 mm format Serial RS-232 port Monitor port Four USB 2.0 ports Standard PC mic in and speaker out ports (3.5 mm)
Storage	Internal 80 GB hard drive minimum with G-shock protection Flash USB drive (1 GB, 2 GB and 8 GB optional) ExpressCard memory card (16 GB and up, optional) External USB read/write DVD drive (optional)
Batteries ^b	Eight-slot configuration: three rechargeable Li-ion smart batteries (total of 207 W•h) Four-slot configuration: two rechargeable Li-ion smart batteries (total of 138 W•h)
Power supply	Eight-slot configuration: AC input: ~ 100 – 240 V; 50/60 Hz; 4.8 A Four-slot configuration: AC/DC adapter, input: ~ 100 – 240 V; 50/60 Hz; 4.8 A, output: --- 24 V; 8.33 A

GENERAL SPECIFICATIONS

Size (H x W x D)	Eight-slot configuration: 366 mm x 296 mm x 216 mm (11 11/16 in x 14 7/16 in x 8 1/2 in) Four-slot configuration: 366 mm x 296 mm x 146 mm (11 11/16 in x 14 7/16 in x 5 3/4 in)
Weight ^c	Eight-slot configuration: 10.9 kg (24 lb) Four-slot configuration: 8.5 kg (18.7 lb)
Temperature	Operating: 0 °C to 50 °C (32 °F to 122 °F) Storage ^d : -40 °C to 70 °C (-40 °F to 158 °F)
Relative humidity	0 % to 95 % (non-condensing)

ACCESSORIES

GP-10-047B	Semirigid carrying case with wheels and handle (four-slot platform)	GP-2090	Extra Li-ion smart battery
GP-10-056B	Semirigid carrying case with wheels and handle (eight-slot platform)	GP-2091	USB keyboard (USB port)
GP-10-075	Universal hard carrying case (eight-slot platform)	GP-2144	USB memory stick (16 GB)
GP-10-078	Universal hard carrying case (four-slot platform)	GP-2093	WiFi Pico USB adapter
GP-302	USB mouse	GP-2100	DVD ±R writable 8x external USB 2.0
GP-2016	RJ45 LAN cable (10 ft)	GP-2101	Cable RS232 straight F-M
GP-2028	Computer security cable kit	GP-2112	3G universal USB dongle
GP-2086	Bluetooth USB adapter	GP-2113	GPS USB dongle

PM-500 BUILT-IN POWER METER SPECIFICATIONS (optional)^e

Calibrated wavelengths (nm)	850, 1300, 1310, 1490, 1550, 1625, 1650
Power range (dBm)	10 to -86
Uncertainty (%) ^e	±5 % ± 3 pW (up to 5 dBm)
Display resolution (dB)	0.01 = max to -76 dBm 0.1 = -76 dBm to -86 dBm
Automatic offset nulling range ^f	Max power to -63 dBm
Tone detection (Hz)	270/1000/2000

a. All specifications valid at 23 °C (73 °F).

b. Standard recharge time is 4 h. Recharge temperature: 0 °C to 45 °C (32 °F to 113 °F).

c. Platform with batteries (three for the eight-slot configuration, and two for the four-slot configuration) and without modules.

d. Not including internal batteries. Battery storage temperatures: -20 °C to 60 °C (-4 °F to 140 °F) for shipping, and -20 °C to 45 °C (-4 °F to 113 °F) for long-term storage.

e. At 23 °C ± 1 °C, at 1550 nm and with an FC connector. With modules in idle mode. Battery-operated.

f. For ±0.05 dB, from 18 °C to 28 °C.



Specifications and descriptions are subject to change without prior notice.

VISUAL FAULT LOCATOR (VFL) (optional)

Laser, 650 nm ± 10 nm
 CW
 Typical P_{out} in 62.5/125 µm: 2 dBm (1.6 mW)

LASER SAFETY



The test modules that you use with your unit may have different laser classes. Refer to the module's documentation for exact information.

ORDERING INFORMATION

FTB-500-XX-XX-XX-XX-XX-XX-XX

Display

S1 = TFT active screen
 S2 = Outdoor-enhanced screen

Module capacity

QTR = Four-slot module capacity
 OCT = Eight-slot module capacity

Batteries

00 = Without batteries
 BTY = With batteries

Power meter

00 = Without power meter
 VPM3 = VFL, power meter with InGaAs detector

Connector adapter^a

FOA-12 = Biconic
 FOA-14 = NEC D4: PC, SPC, UPC
 FOA-16 = SMA/905, SMA-906
 FOA-22 = FC/PC, FC/SPC, FC/UPC, FC/APC
 FOA-28 = DIN 47256, DIN 47256/APC
 FOA-32 = ST: ST/PC, ST/SPC, ST/UPC
 FOA-54 = SC: SC/PC, SC/SPC, SC/UPC, SC/APC
 FOA-78 = Radial EC
 FOA-96B = E-2000 E-2000/APC
 FOA-98 = LC
 FOA-99 = MU

Inspection probe base tips^b

APC = Includes FIPT-400-U25MA and FIPT-400-SC-APC
 UPC = Includes FIPT-400-U25M and FIPT-400-FC-SC

Inspection probe models

00 = Without inspection probe
 FP410B = Digital video inspection probe^c
 Triple magnification
 FP420B = Analysis digital video inspection probe^c
 Automated pass/fail analysis
 Triple magnification
 Autocentering
 FP430B = Automated analysis digital video inspection probe^c
 Automated focus
 Automated pass/fail analysis
 Triple magnification
 Autocentering

Example: FTB-500-S1-OCT-BTY-VPM3-FOA-22-FP430B-APC

- a. Available if power meter is selected.
- b. Available if inspection probe is selected.
- c. Includes ConnectorMax2 software.

EXFO headquarters T +1 418 683-0211 Toll-free +1 800 663-3936 (USA and Canada)

EXFO serves over 2000 customers in more than 100 countries. To find your local office contact details, please go to www.EXFO.com/contact.

EXFO is certified ISO 9001 and attests to the quality of these products. EXFO has made every effort to ensure that the information contained in this specification sheet is accurate. However, we accept no responsibility for any errors or omissions, and we reserve the right to modify design, characteristics and products at any time without obligation. Units of measurement in this document conform to SI standards and practices. In addition, all of EXFO's manufactured products are compliant with the European Union's WEEE directive. For more information, please visit www.EXFO.com/recycle. Contact EXFO for prices and availability or to obtain the phone number of your local EXFO distributor.

For the most recent version of this spec sheet, please go to www.EXFO.com/specs.
 In case of discrepancy, the web version takes precedence over any printed literature.

