

BV-10 Performance Endpoint Unit

PERFORMANCE DEMARCATION FOR NETWORK-WIDE VISIBILITY



SPEC SHEET

Highly cost-effective Ethernet performance monitoring device providing complete network visibility for mobile backhaul, Carrier Ethernet and PTN networks

KEY FEATURES

Fully integrated in EXFO's end-to-end mobile backhaul solution for service turn-up, troubleshooting and performance monitoring

Offers complete network visibility at a third of the cost of traditional Ethernet NID solutions

Simple and remote management for zero-truck-roll network maintenance

Completely standards-based, supporting Ethernet OAM, with 802.1ag and Y.1731 message response as a performance endpoint, as well as TWAMP (RFC 5357)

Capability to perform full-line-rate loopback from layer 2 up to layer 4 with rates of 10/100/1000 Mbit/s

Specifications and descriptions are subject to change without prior notice.

überreicht durch:

Opternus GmbH Optische Spleiss- & Messtechnik

Bahnhofstr. 5
D-22941 Bargtheide
Tel. +49(0)4532-20 44-0
Fax +49(0)4532-20 44-25

E-Mail: info@opternus.de - www.opternus.de

Büro Süd:

Katharinenstr. 57
D-73728 Esslingen

Tel. +49(0)711-3 10 59 99-0
Fax +49(0)711-3 10 59 99-99

©Opternus GmbH
Januar 2019

SIMPLIFYING ETHERNET SERVICES TESTING

EXFO's BV-10 series is a low-cost, easy-to-configure, dedicated, smart performance endpoint device that is fully interoperable with any standards-based Ethernet test unit. The BV-10 can be easily deployed across the entire network without having to interrupt services, offering Ethernet service providers an economical alternative to remote testing, monitoring and troubleshooting.

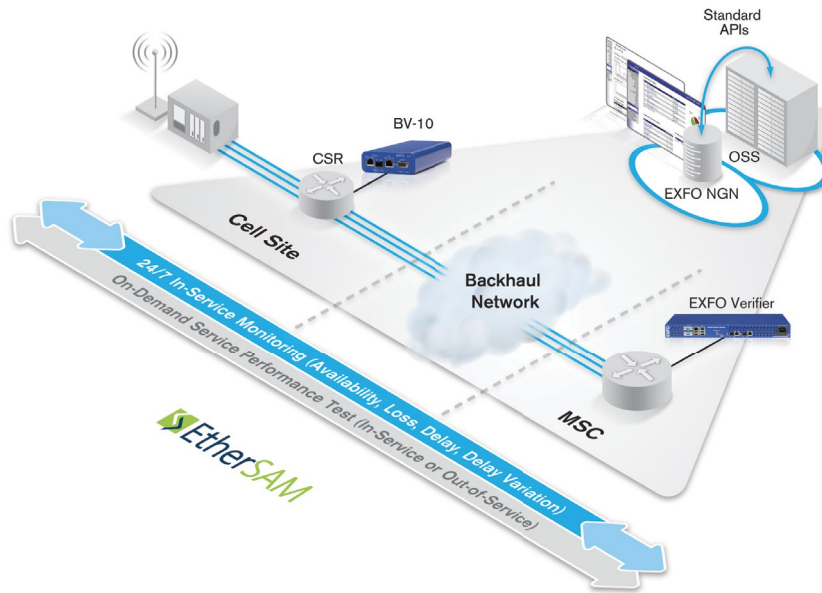


Figure 1. Mobile backhaul network lifecycle performance assessment

20/20 VISIBILITY

Service providers are continuously challenged to improve network performance and reliability while controlling operational costs. One of the key challenges in testing and monitoring network performance is having full visibility across the entire network. Thanks to a very low deployment cost, the simple and intuitive BV-10 can be quickly installed at any number of sites to reduce human intervention and enhance network performance visibility. In fact, the BV-10 provides visibility without having to send field technicians to remote sites and/or use more expensive Ethernet network interface devices to perform simple loopback functionalities.

END-TO-END ETHERNET NETWORK PERFORMANCE ASSESSMENT

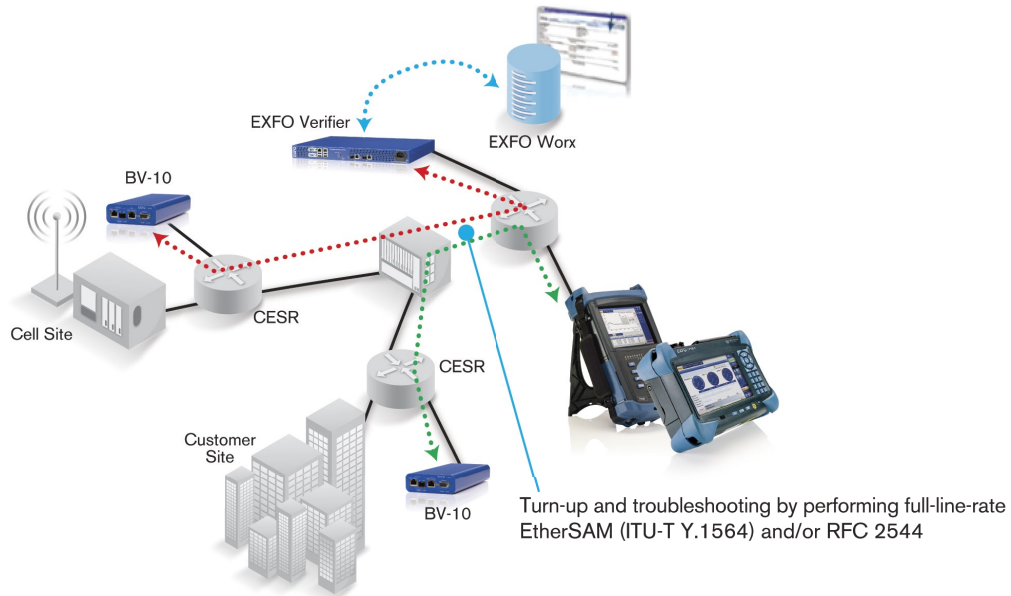
Fully integrated into EXFO's mobile backhaul and Carrier Ethernet end-to-end testing solutions, the BV-10 can be used as a performance endpoint device for a number of applications and throughout the network lifecycle phases, from turn-up to performance monitoring and troubleshooting.




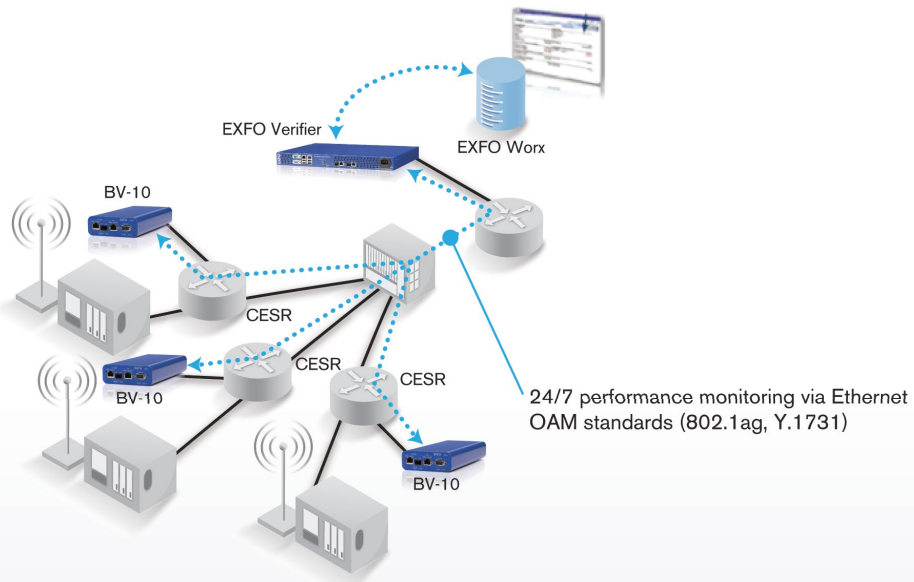
Specifications and descriptions are subject to change without prior notice.

überreicht durch:	Opternus GmbH Optische Spleiss- & Messtechnik	Büro Süd:	
	Bahnhofstr. 5 D-22941 Bargteheide	Tel. +49(0)4532-20 44-0 Fax +49(0)4532-20 44-25	Katharinenstr. 57 D-73728 Esslingen
	E-Mail: info@opternus.de - www.opternus.de		Tel. +49(0)711-3 10 59 99-0 Fax +49(0)711-3 10 59 99-99

SERVICE TURN-UP AND TROUBLESHOOTING



PERFORMANCE MONITORING



- ❶ 10/100/1000 Base-T test port
- ❷ Gigabit Ethernet test port (SFP-based)
- ❸ LAN port
- ❹ Console port



Specifications and descriptions are subject to change without prior notice.

überreicht durch:
Opternus

Opternus GmbH Optische Spleiss- & Messtechnik
Bahnhofstr. 5
D-22941 Bargtheide
Tel. +49(0)4532-20 44-0
Fax +49(0)4532-20 44-25
E-Mail: info@opternus.de - www.opternus.de

Büro Süd:
Katharinenstr. 57
D-73728 Esslingen
Tel. +49(0)711-3 10 59 99-0
Fax +49(0)711-3 10 59 99-99

SPECIFICATIONS

ELECTRICAL INTERFACE

Electrical interface	One 10/100/1000 Base-T port		
Tx bit rate	10 Mbit/s	125 Mbit/s	1 Gbit/s
Rx bit rate	10 Mbit/s	125 Mbit/s	1 Gbit/s
Duplex mode	Half and full duplex	Half and full duplex	Full duplex
Jitter compliance	IEEE 802.3	IEEE 802.3	IEEE 802.3
Connector	RJ-45	RJ-45	RJ-45
Maximum reach (m)	100	100	100

OPTICAL INTERFACE

Optical interface	One GigE port		
Available wavelengths (nm)	850, 1310 and 1550		
	1000 Base-SX	1000 Base-LX	1000 Base-ZX
Wavelength (nm)	850	1310	1550
Tx level (dBm)	-9 to -3	-9.5 to -3	0 to 5
Rx level sensitivity (dBm)	-20	-22	-22
Maximum reach	550 m	10 km	80 km
Transmission bit rate (Gbit/s)	1.25	1.25	1.25
Reception bit rate (Gbit/s)	1.25	1.25	1.25
Tx operational wavelength (nm)	830 to 860	1270 to 1360	1540 to 1570
Maximum Rx before damage (dBm)	6	6	6
Jitter compliance	IEEE 802.3	IEEE 802.3	
Ethernet classification	IEEE 802.3	IEEE 802.3	
Laser type	VCSEL	FP	DFB
Eye safety	Class 1	Class 1	Class 1
Connector	LC	LC	LC
Transceiver type	SFP	SFP	SFP

TESTING SPECIFICATIONS

Ethernet OAM	Capability to respond up to full line rate, Ethernet OAM 802.1ag and Y.1731 messages as a performance endpoint (LBM, DMM, LTM)
TWAMP (RFC 5357)	Capability to respond to TWAMP messages for layer 3 performance testing
Ping	Capability to generate and respond to ping request
UDP echo response	Capability to respond to UDP echo requests
VLAN	Capability to configure VLAN on test interface
Loopback	Capability to perform full-line-rate loopback with intelligent header swapping from layer 2 up to layer 4
Other	
Remote control	In-band remote control via test port or out-of-band remote control via LAN port

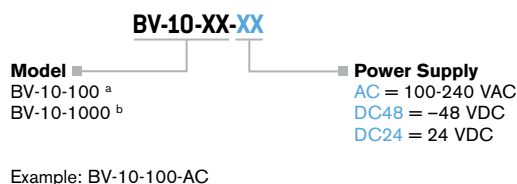


Specifications and descriptions are subject to change without prior notice.

GENERAL SPECIFICATIONS

Temperature	0 °C to 50 °C (32 °F to 122 °F)
Humidity	5 % to 95 % relative humidity, non-condensing
Size (H x W x D)	38 mm x 103 mm x 210 mm (1 1/2 in x 4 1/16 in x 8 1/4 in)
Weight	0.6 kg (1.3 lb)

ORDERING INFORMATION



Notes

- a. One 10/100 Base-T port.
- b. One 10/100/1000 Base-T port and one optical (SFP) GigE port.

EXFO Headquarters > Tel.: +1 418 683-0211 | Toll-free: +1 800 663-3936 (USA and Canada) | Fax: +1 418 683-2170 | info@EXFO.com | www.EXFO.com

EXFO serves over 2000 customers in more than 100 countries. To find your local office contact details, please go to www.EXFO.com/contact.

EXFO is certified ISO 9001 and attests to the quality of these products. EXFO has made every effort to ensure that the information contained in this specification sheet is accurate. However, we accept no responsibility for any errors or omissions, and we reserve the right to modify design, characteristics and products at any time without obligation. Units of measurement in this document conform to SI standards and practices. In addition, all of EXFO's manufactured products are compliant with the European Union's WEEE directive. For more information, please visit www.EXFO.com/recycle. **Contact EXFO for prices and availability or to obtain the phone number of your local EXFO distributor.**

For the most recent version of this spec sheet, please go to the EXFO website at www.EXFO.com/specs.

In case of discrepancy, the Web version takes precedence over any printed literature.

Keep this document for future reference.

SPBV10.3AN

© 2015 EXFO Inc. All rights reserved.



Printed in Canada 15/07



Specifications and descriptions are subject to change without prior notice.

überreicht durch:	Opternus GmbH Optische Spleiss- & Messtechnik	Büro Süd:	
	Bahnhofstr. 5	Katharinenstr. 57	Tel. +49(0)711-3 10 59 99-0
	D-22941 Bargtheide	Tel. +49(0)4532-20 44-0	Fax +49(0)711-3 10 59 99-99
	Fax +49(0)4532-20 44-25	D-73728 Esslingen	
E-Mail: info@opternus.de - www.opternus.de			