

# FTBx-750C metro/longhaul OTDR

LONG-DISTANCE FIBER CHARACTERIZATION AND FIBER UPGRADES



iOLM  
READY

40G

EXFO Connect  
compatible



NEW OTDR  
GENERATION

High dynamic range combined with high resolution for highly accurate fiber characterization.

SPEC SHEET

## KEY FEATURES

Dynamic range of up to 46 dB

Event dead zone of 0.5 m and attenuation dead zone of 2.5 m

Up to 256 000 sampling points

EXFO Connect-compatible: automated asset management; data goes through the cloud and into a dynamic database

## APPLICATIONS

Metro network testing

Long-haul network testing

Manufacturing automation

## COMPLEMENTARY PRODUCTS AND OPTIONS



**Platform**  
FTB-1v2/  
FTB-1 Pro



**Platform**  
FTB-2/FTB-2 Pro,  
FTB-4 Pro



**Fiber inspection scope**  
FIP-400B  
(WiFi or USB)

FastReporter

**Data post-processing  
software**  
FastReporter 3

EXFO

Specifications and descriptions are subject to change without prior notice. Spezifikationen und Beschreibungen können sich ohne Vorankündigung ändern.

Opternus

Opternus GmbH · Bahnhofstr. 5 · 22941 Bargteheide · T +49 (0) 4532-2044-0 · F -25 · info@opternus.de · www.opternus.de

©Opternus GmbH 2022-05

## LOADED WITH FEATURES TO BOOST YOUR EFFICIENCY



### Real-time averaging

Activates the OTDR laser in continuous shooting mode, the trace refreshes in real time and allows to monitor the fiber for a sudden change. Perfect for a quick overview of the fiber under test.



### Zoom tools

Zoom and center to facilitate the analysis of your fibers. Draw a window around the area of interest and center in the screen quicker.



### Set parameters on the fly

Dynamically change OTDR settings for the ongoing acquisition without stopping or returning to submenus.



### Macrobend finder

This built-in feature enables the unit to automatically locate and identify macrobends, no need to spend further time analyzing the traces.



### Automode

Used as a discovery mode, this feature automatically adjusts the distance range and the pulse width in function of the link under test. It is recommended to adjust the parameters to perform additional measurements to locate other events.



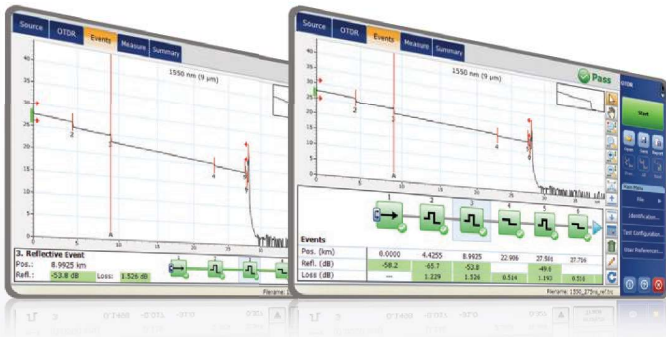
### Bidirectional analysis (Via FastReporter 3 data post-processing software)

Recommended to ensure true splice characterization, bidirectional analysis combines results from both directions to provide an average loss for each event. For a more complete event characterization, use intelligent Optical Link Mapper (iOLM) and benefit from maximum resolution on both directions (multiple pulse widths at multiple wavelengths) as well as a consolidated view.

## LOOKING FOR ICON-BASED MAPPING?

### Linear view (included on all EXFO OTDRs)

Available on our OTDRs since 2006, the linear view simplifies the reading of an OTDR trace by displaying icons in a linear way for each wavelength. This view converts the graph data points obtained from a traditional single pulse trace into reflective or non-reflective icons. With applied pass/fail thresholds, it becomes easier to pinpoint faults on your link.



This improved version of linear view provides the flexibility to display both the OTDR graph and its linear view without having to toggle to analyze your fiber link.

Although this linear view simplifies the OTDR reading of a single pulse width's trace, the user will still need to set OTDR parameters. In addition, multiple traces must often be performed in order to fully characterize fiber links. See the section below to learn how iOLM can do this automatically and provide more accurate results.



**iOLM—REMOVING THE COMPLEXITY FROM OTDR TESTING**

**OTDR testing comes with its load of challenges...**



**WRONG OTDR TRACES**



**COUNTLESS TRACES TO ANALYZE**



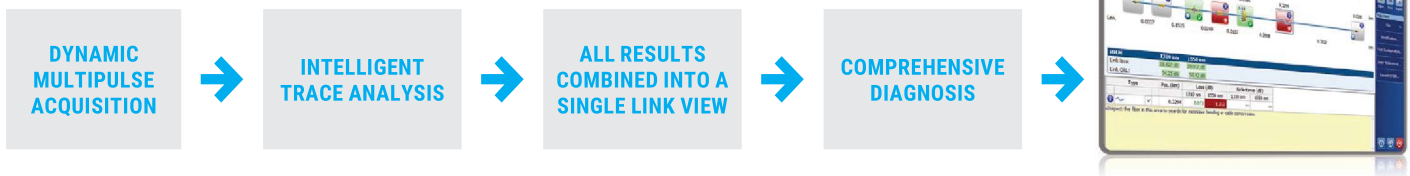
**REPEATING THE SAME JOB TWICE**



**COMPLEX INSTRUMENT TRAINING/SUPPORT**

**In response to these challenges, EXFO developed a better way to test fiber optics:** The iOLM is an OTDR-based application designed to simplify OTDR testing by eliminating the need to configure parameters, and/or analyze and interpret multiple complex OTDR traces. Its advanced algorithms dynamically define the testing parameters, as well as the number of acquisitions that best fit the network under test. By correlating multipulse widths on multiple wavelengths, the iOLM locates and identifies faults with maximum resolution—all at the push of a single button.

**How does it work?**



Turning traditional OTDR testing into clear, automated, first-time-right results for technicians of any skill level.

**Three ways to benefit from the iOLM**

**COMBO**



Run both iOLM and OTDR applications (Oi code)

**UPGRADE**



Add the iOLM software option to your iOLM-ready unit, even while in the field

**iOLM ONLY**



Order a unit with the iOLM application only

**iOLM features value pack and options**

In addition to the standard iOLM feature set, you can select added-value features as part of the **Advanced** or **Pro** packages, or standalone options. Please refer to the [iOLM specification sheet](#) for the complete and most recent description of these features.

<p><b>iOLM Standard</b></p> <ul style="list-style-type: none"> <li>• Dynamic multipulse multiwavelength acquisition</li> <li>• Intelligent traces analysis and diagnostics</li> <li>• Single link view and event table</li> <li>• SOR trace generation</li> <li>• Single iOLM file per link for easy reporting</li> <li>• <b>Optimode:</b> Short-link close events, fast short link, fast medium range</li> </ul>	<p><b>iOLM Advanced (iADV)<sup>a</sup></b></p> <ul style="list-style-type: none"> <li>• Real-time OTDR</li> <li>• SOR pulse and wavelength editor</li> <li>• SOR trace view</li> <li>• Custom elements</li> <li>• Advanced link edition and re-analysis</li> <li>• 2:N splitter characterization</li> <li>• <b>Optimode:</b> SFP-Safe Troubleshooting<sup>b</sup></li> </ul>	<p><b>iLOOP<sup>a</sup></b></p> <ul style="list-style-type: none"> <li>• iOLM loopback</li> <li>• iOLM automated bidirectional analysis over TestFlow<sup>b, c</sup></li> </ul>	<p><b>iOLM Pro (iPRO includes iADV and iLOOP)<sup>a</sup></b></p> <p>Automated MPO cable characterization and troubleshooting (with EXFO switch) (IMF)</p>	<p><b>iCERT<sup>a</sup></b></p> <p>Cabling certification option</p>
---	--	---	--	---

a. Require enabling iOLM standard.  
 b. Singlemode only, configuration without splitter.  
 c. Requires TestFlow subscription.



## FIBER CONNECTOR INSPECTION AND CERTIFICATION—THE ESSENTIAL FIRST STEP BEFORE ANY OTDR TESTING

Taking the time to properly inspect a fiber-optic connector using an EXFO fiber inspection scope can prevent a host of issues from arising further down the line, thus saving you time, money and trouble. Moreover, using a fully automated solution with autofocus capabilities will turn this critical inspection phase into a fast and hassle-free one-step process.

### Did you know that the connector of your OTDR/iOLM is also critical?

The presence of a dirty connector at an OTDR port or launch cable can negatively impact your test results, and even cause permanent damage during mating. Therefore, it is critical to regularly inspect these connectors to ensure that they are free of any contamination. Making inspection the first step of your OTDR best practices will maximize the performances of your OTDR and your efficiency.



FEATURES	USB WIRED	WIRELESS	AUTONOMOUS
	FIP-430B	FIP-435B	FIP-500
Image capture	✓	✓	✓
Five-megapixel CMOS capturing device	✓	✓	✓
Automatic fiber image-centering function and focus adjustment	✓	✓	✓
On-board pass/fail analysis	✓	✓	✓
Pass/fail LED indicator	✓	✓	✓
USB connectivity to an EXFO platform or PC	✓	✓	X
Wireless connectivity to an EXFO platform or PC	X	✓	X
Wireless connectivity to a smartphone	X	✓	✓
Manual scanning for multifiber / MPO connectors	✓	✓	X
Semi-automated multifiber / MPO inspection	✓	✓	X
Fully automated multifiber / MPO inspection	X	X	✓
On-board touch screen	X	X	✓
SmartTips with automated thresholds	X	X	✓
Quick-connect mechanism	X	X	✓

For more information, visit [www.EXFO.com/fiberinspection](http://www.EXFO.com/fiberinspection).

## AVAILABLE IN THE FTB-1v2/FTB-1 PRO, FTB-2/FTB-2 PRO AND FTB-4 PRO PLATFORMS

The EXFO FTB platforms are the most compact solutions on the market for **multirate, multitechnology, multiservice testing**, delivering all the power of a high-end platform in a conveniently sized, go-anywhere field-testing tool.



### INTUITIVE INTERFACE

Widescreen display and multitouch capability



### UNMATCHED CONNECTIVITY

WiFi, Bluetooth, Gigabit Ethernet and multiple USB ports



### INCREASED PRODUCTIVITY

Store, push and share test data automatically

### Do more with the EXFO FTB platform

The Windows 10 operating system allows for a wide choice of third-party applications and supports an extensive range of USB devices.

- Start faster and multitask
- Use any office suite
- Connect to printers, cameras, keyboards, mice, and more

#### Bring your own apps

- Share your desktop (e.g., using TeamViewer)
- Antivirus software
- Communicate via email services and over-the-top (OTT) apps
- Record and automate actions
- Share files via cloud-based storage



## SOFTWARE TEST TOOLS

This series of platform-based software testing tools enhance the value of the FTB-1v2/FTB-1 Pro, FTB-2/FTB-2 Pro and FTB-4 Pro platforms, providing additional testing capabilities without the need for additional modules or units.

### Remote control and measurement automation

SCPI commands available for OTDR measurements. With FTB-1v2/FTB-1 Pro, FTB-2/FTB-2 Pro and FTB-4 Pro: GPIB (IEEE 488.1, IEEE 488.2) or Ethernet.

### EXpert Test Tools

#### EXpert VoIP TEST TOOLS

EXpert VoIP generates a voice-over-IP call directly from the test platform to validate performance during service turn-up and troubleshooting.

- Supports a wide range of signaling protocols, including SIP, SCCP, H.248/Megaco and H.323
- Supports mean-opinion-score (MOS) and R-factor quality metrics
- Simplifies testing with configurable pass/fail thresholds and RTP metrics

#### EXpert IP TEST TOOLS

EXpert IP integrates six commonly used datacom test tools into one platform-based application to ensure that field technicians are prepared for a wide range of testing needs.

- Rapidly performs debugging sequences with VLAN scan and LAN discovery
- Validates end-to-end ping and traceroute
- Verifies file-transfer-protocol (FTP) performance and hypertext-transfer-protocol (HTTP) availability

#### EXpert IPTV TEST TOOLS

This powerful Internet-protocol-television (IPTV) quality assessment solution enables set-top box emulation and passive monitoring of IPTV streams, allowing for quick and easy pass/fail verification of IPTV installations.

- Real-time video preview
- Analyzes up to 10 video streams
- Comprehensive quality-of-service (QoS) and quality-of-experience (QoE) metrics, including the MOS score

### Automate asset management. Push test data in the cloud. Get connected.

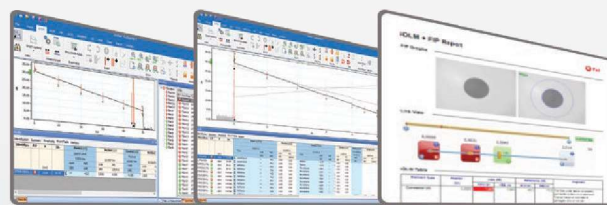
#### EXFO|Connect

EXFO Connect pushes and stores test equipment and test-data content automatically in the cloud, allowing you to streamline test operation from build-out to maintenance.

### GET THE BEST OUT OF YOUR DATA POST-PROCESSING—THE SOFTWARE THAT DOES IT ALL

#### FastReporter

This powerful reporting software is the perfect complement to your OTDR, and can be used to create and customize reports to fully address your needs.



All specifications valid at 23 °C ± 2 °C with an FC/APC connector, unless otherwise specified.

### TECHNICAL SPECIFICATIONS

Wavelengths (nm) <sup>a</sup>	1310 ± 20/1550 ± 20/1625 ± 15
Dynamic range at 20 μs (dB) <sup>b</sup>	1310/1550 model: dynamic range = 46/46 dB 1310/1550/1625 model: dynamic range = 45/45/45 dB
Event dead zone (m) <sup>c</sup>	0.5
Attenuation dead zone (m) <sup>d</sup>	2.5
Distance range (km)	0.1 to 400
Pulse width (ns)	3 to 20 000
Linearity (dB/dB) <sup>a</sup>	±0.03
Loss threshold (dB)	0.01
Loss resolution (dB)	0.001
Sampling resolution (m)	0.04 to 10
Sampling points	Up to 256 000
Distance uncertainty (m) <sup>e</sup>	±(0.75 + 0.0025 % x distance + sampling resolution)
Measurement time	User-defined (maximum: 60 minutes)
Typical real-time refresh (Hz)	4
Stable source output power (dBm) <sup>f</sup>	1.5
Reflectance (dB) <sup>a</sup>	±2
Stable source output power (dBm) <sup>g</sup>	-2.5
Reflectance (dB) <sup>a</sup>	±2

### GENERAL SPECIFICATIONS

Size (H x W x D)	158 mm x 24 mm x 174 mm (6 1/4 in x 1 5/16 in x 6 7/8 in)	
Weight	0.4 kg (0.9 lb)	
Temperature	Operating	Refer to platform's specification sheet
	Storage	-40 °C to 70 °C (-40 °F to 158 °F)
Relative humidity	0% to 95% non-condensing	



This picture is shown as a guideline only. Actual module may differ depending on the configuration selected.

### LASER SAFETY



- a. Typical.
- b. Typical dynamic range with a three-minute averaging at SNR = 1.
- c. Typical for reflectance from -35 dB to -55 dB, at 3-ns pulse.
- d. Typical at 1310 nm, for reflectance at -55 dB. Attenuation dead zone is 3.5 m typical at 1310 nm with reflectance below -45 dB.
- e. Does not include uncertainty due to fiber index.
- f. Typical output power value at 1550 nm.



Specifications and descriptions are subject to change without prior notice. Spezifikationen und Beschreibungen können sich ohne Vorankündigung ändern.

## ORDERING INFORMATION

### FTBx-750C-XX-XX-XX-XX

#### Optical configuration

SM1 = SM OTDR module, 1310/1550 nm  
 SM3 = SM OTDR module, 1310/1550/1625 nm

#### Base software

OTDR = Enables OTDR application only  
 iOLM = Enables iOLM application only  
 Oi = Enables OTDR and iOLM applications

#### iOLM software option<sup>a</sup>

00 = iOLM Standard  
 iADV = iOLM Advanced  
 iPRO = iOLM Pro  
 iLOOP = iOLM loopback mode  
 iCERT = iOLM tier-2 certification

#### Singlemode connector

EA-EUI-28 = APC/DIN 47256  
 EA-EUI-89 = APC/FC narrow key  
 EA-EUI-91 = APC/SC  
 EA-EUI-95 = APC/E-2000  
 EA-EUI-98 = APC/LC  
 EI connectors = See section below about APC connectors

Example: FTBx-750C-SM1-OTDR-EA-EUI-89

a. Please refer to the [iOLM specification sheet](#) for the complete and most recent description of these value packs.

## EI CONNECTORS



To maximize the performance of your OTDR, EXFO recommends using APC connectors on singlemode port. These connectors generate lower reflectance, which is a critical parameter that affects performance, particularly in dead zones. APC connectors provide better performance than UPC connectors, thereby improving testing efficiency.

For best results, APC connectors are mandatory with the iOLM application.

Note: UPC connectors are also available. Simply replace EA-XX by EI-XX in the ordering part number. Additional connector available: EI-EUI-90 (UPC/ST).

**EXFO headquarters** T +1 418 683-0211 Toll-free +1 800 663-3936 (USA and Canada)

EXFO serves over 2000 customers in more than 100 countries. To find your local office contact details, please go to [www.EXFO.com/contact](http://www.EXFO.com/contact).

For the most recent patent marking information, please visit [www.EXFO.com/patent](http://www.EXFO.com/patent). EXFO is certified ISO 9001 and attests to the quality of these products. EXFO has made every effort to ensure that the information contained in this specification sheet is accurate. However, we accept no responsibility for any errors or omissions, and we reserve the right to modify design, characteristics and products at any time without obligation. Units of measurement in this document conform to SI standards and practices. In addition, all of EXFO's manufactured products are compliant with the European Union's WEEE directive. For more information, please visit [www.EXFO.com/recycle](http://www.EXFO.com/recycle). Contact EXFO for prices and availability or to obtain the phone number of your local EXFO distributor.

For the most recent version of this spec sheet, please go to [www.EXFO.com/specs](http://www.EXFO.com/specs).

In case of discrepancy, the web version takes precedence over any printed literature.

FTBX750C.7EN

© 2022 EXFO Inc. All rights reserved.

Printed in Canada 22/03



Specifications and descriptions are subject to change without prior notice. Spezifikationen und Beschreibungen können sich ohne Vorankündigung ändern.



Opternus GmbH · Bahnhofstr. 5 · 22941 Bargteheide · T +49 (0) 4532-2044-0 · F -25 · [info@opternus.de](mailto:info@opternus.de) · [www.opternus.de](http://www.opternus.de)

©Opternus GmbH 2022-05