

# FastReporter 2

DATA POST-PROCESSING SOFTWARE



 EXFO Connect  
Compatible

Consolidated data management and post-processing tool designed to increase the reporting productivity for connector endface inspection and all types of optical-layer testing: optical link mapper (iOLM), OTDR, ORL, loss, PMD and chromatic dispersion (CD).

## KEY FEATURES

Intuitive graphical user interface (GUI)

Live templating for OTDR testing

Powerful batch processing

Bidirectional batch analysis for iOLM (patent-pending) and OTDR

Automatic tool for duplicated measurement verification

Live field reporting (FTB-1, FTB-2, FTB-2 Pro)

OTDR and iOLM loopback reporting

EXFO Connect (EC) integration

**EXFO**

Specifications and descriptions are subject to change without prior notice.

überreicht durch:

**Opternus**

Opternus GmbH Optische Spleiss- & Messtechnik

Bahnhofstr. 5  
D-22941 Bargteheide

Tel. +49(0)4532-20 44-0  
Fax +49(0)4532-20 44-25

Büro Süd:

Katharinenstr. 57  
D-73728 Esslingen

Tel. +49(0)711-3 10 59 99-0  
Fax +49(0)711-3 10 59 99-99

E-Mail: [info@opternus.de](mailto:info@opternus.de) - [www.opternus.de](http://www.opternus.de) - [www.opternus-shop.de](http://www.opternus-shop.de)

SPEC SHEET

©Opternus GmbH  
U. & A. 2015

## ONE SOFTWARE DOES IT ALL

From handheld loss, ORL, OTDR and iOLM testing to advanced optical characterization—including PMD and CD—the analysis of fiber-optic T&M data presents various challenges:

**Editing** multiple measurement files



**Analyzing** multiple measurement files



**Documenting** your network



EXFO's FastReporter 2 software package provides you with the post-processing tools and functionalities you need to meet such challenges, whatever the application. Designed for off-line analysis of field-acquired data, FastReporter 2 offers a user-friendly environment, which contributes to boosting productivity.

Being able to rely on a single software to manage data and generate reports for all your optical-layer test applications is your solution to true time efficiency and high productivity.



Specifications and descriptions are subject to change without prior notice.

<b>überreicht durch:</b>	<b>Opternus GmbH</b> Optische Spleiss- & Messtechnik	<b>Büro Süd:</b>		
	Bahnhofstr. 5 D-22941 Bargteheide	Tel. +49(0)4532-20 44-0 Fax +49(0)4532-20 44-25	Katharinenstr. 57 D-73728 Esslingen	Tel. +49(0)711-3 10 59 99-0 Fax +49(0)711-3 10 59 99-99
	E-Mail: <a href="mailto:info@opternus.de">info@opternus.de</a> - <a href="http://www.opternus.de">www.opternus.de</a> - <a href="http://www.opternus-shop.de">www.opternus-shop.de</a>			

# CHALLENGE NO. 1

## EDITING MULTIPLE MEASUREMENT FILES

**Your benefit: faster job completion, and faster transition to the next job**

Measurements gathered in the field often require extra processing in order to perform proper analysis, establish accurate diagnoses, and ultimately document the network appropriately. FastReporter 2 includes a series of powerful tools that automate repetitive operations on numerous files and measurements. With a single application, you can process an unlimited number of files and combine single operations into batch operations that apply to all the files.

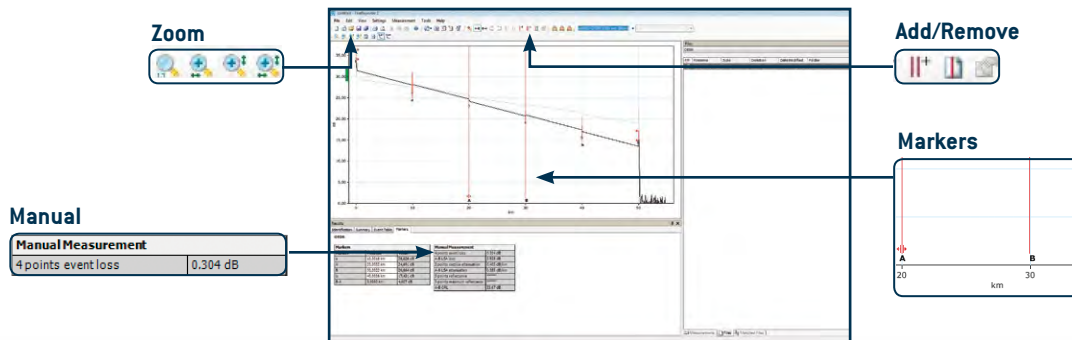


### Batch documenting

- › Document an entire project/cable
- › Manage separate measurements simultaneously

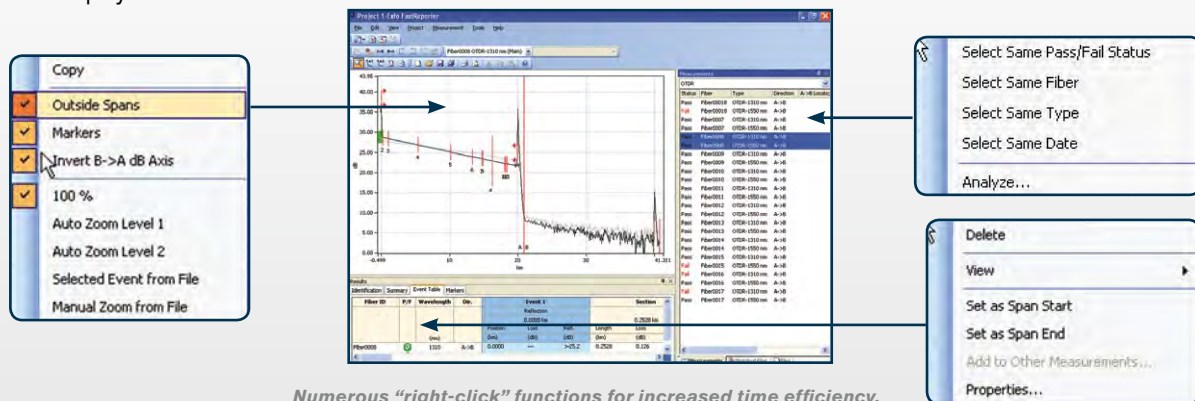
### Batch uniformization

- › Adjust cable and fiber parameters
- › Add/remove OTDR events
- › Adjust detection thresholds
- › Perform manual measurements on OTDR files
- › Set pass/fail thresholds



### User-friendly interface

- › Windows-based functions
- › Customizable view
- › Dual-monitor display



Numerous "right-click" functions for increased time efficiency.



Specifications and descriptions are subject to change without prior notice.

# CHALLENGE NO. 2

## ANALYZING MULTIPLE MEASUREMENT FILES

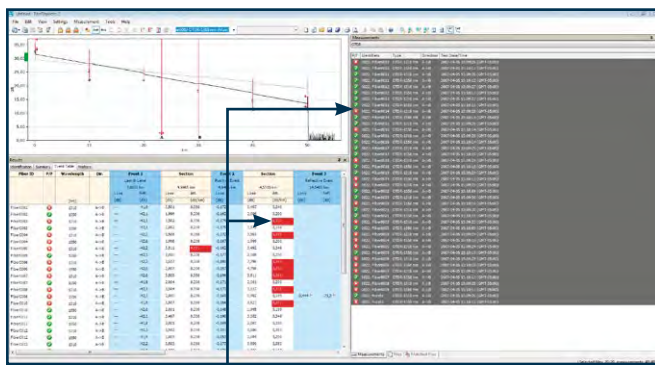
### Your benefit: fast diagnosis with minimal risk of error

Reviewing hundreds of measurements gathered in the field can take several hours if you do not have the right solution. FastReporter 2's interface can be configured according to your preferences to facilitate the interpretation of results. Furthermore, it provides specialized tools to speed up results analysis and minimize the risk of misinterpretation.



### Specialized analysis tool to:

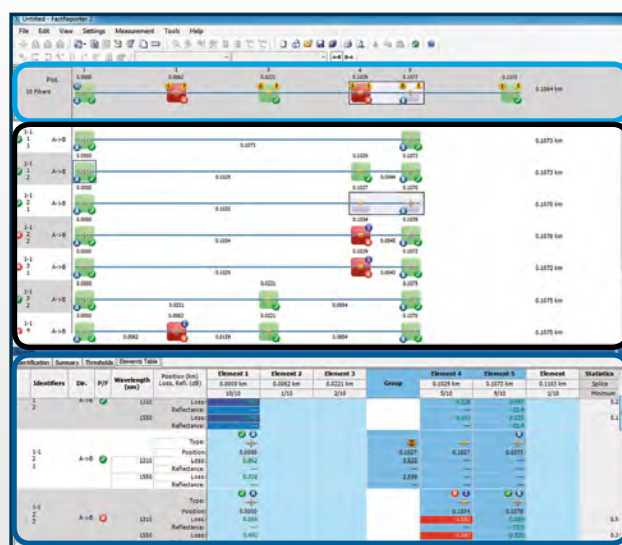
- › Perform OTDR bidirectional batch analysis
- › Detect duplicated measurements
- › Easily identify results that don't meet network requirements
- › Get combined results from multiple wavelengths in multiple directions and consult them in a single, easy-to-read iOLM-style format, thanks to the iOLM bidirectional feature (patent-pending)
- › iOLM cable, fiber and element views for faster analysis and diagnostics
- › Apply new configurations (in batch) to ConnectorMax2 results



Failed events/fibers vs. set thresholds



Use two monitors: one for data, one for graphics



Cable View

Fiber View

Element Table



Specifications and descriptions are subject to change without prior notice.



**überreicht durch:** Opternus GmbH Optische Spleiss- & Messtechnik  
 Bahnhofstr. 5  
 D-22941 Bargtheide

Tel. +49(0)4532-20 44-0  
 Fax +49(0)4532-20 44-25

**Büro Süd:**  
 Katharinenstr. 57  
 D-73728 Esslingen


Tel. +49(0)711-3 10 59 99-0  
 Fax +49(0)711-3 10 59 99-99

E-Mail: [info@opternus.de](mailto:info@opternus.de) - [www.opternus.de](http://www.opternus.de) - [www.opternus-shop.de](http://www.opternus-shop.de)

# CHALLENGE NO. 3 | DOCUMENTING YOUR NETWORK

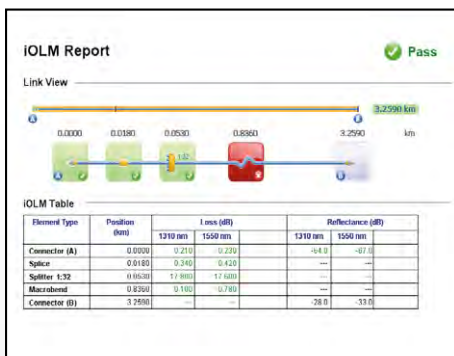
## Your benefit: testing investment protection

Although network test documentation contributes to the planning of network capacity expansion, it is mostly referred to when a problem occurs. Specifically, proper documentation helps technicians fix issues by providing them with a quick “picture” of the network, minimizing the time to problem resolution. FastReporter 2 offers advanced reporting capabilities that help preserve the value of the tests performed—with minimal time and financial investment.



## Flexibility

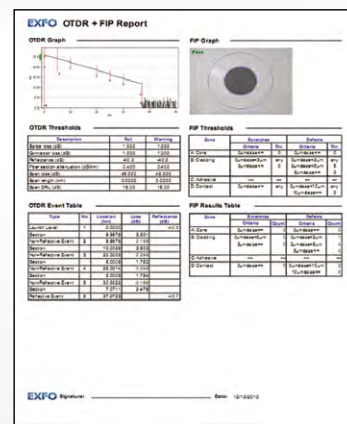
- › Various report templates
- › Report customization via Excel or Crystal Reports
- › Combined reports such as:
  - › Fiber characterization (CD, PMD, OTDR and OLTS)
  - › OTDR and fiber inspection (FIP)
  - › iOLM and fiber inspection (FIP)
- › Various report formats (PDF, Excel, HTML)
- › Use FastReporter 2 while performing acquisitions for faster data analysis and report generation—directly on-site\*



iOLM report

Fiber ID	Dispersion (ps/nm.km)	CD (ps/nm.km)	PMD (ps/nm.km)	Coef.	Mean Loss (dB)	Loss (dB)	Average Loss (dB)	OTL (dB)	OTL (dB)	Length (km)	Length (km)	Min. Span (km)	Avg. Span (km)
G2	2033.54	16.84	0.03	0.04	1800	27.600	27.700	31.78	32.19	138.5600	138.6335	0.198	0.207
G1	2241.23	16.89	0.34	0.03	1800	29.750	29.800	32.05	32.92	138.5400	138.5870	0.246	0.267
G4	2227.21	16.79	0.44	0.04	1800	29.010	29.070	32.97	34.00	138.5370	138.5825	0.217	0.276
G3	2228.82	16.81	0.01	0.05	1800	28.600	27.840	31.60	32.38	138.5370	138.5894	0.198	0.276

Fiber characterization report



OTDR and FIP report

\* Available on the FTB-1 Platform

Specifications and descriptions are subject to change without prior notice.



## EXFO CONNECT (EC) INTEGRATION

The direct connection between FastReporter 2 and EXFO Connect greatly facilitate measurement audits between two parties, enabling them to close their jobs faster.

Directly from FastReporter 2, users are able to filter the results present in EXFO Connect and easily open or check out the results in FastReporter 2 to perform extra preprocessing, such as bidirectional OTDR or iOLM analysis.



## REAL-TIME REMOTE POST-PROCESSING WHILE THE TECHNICIAN IS STILL ON-SITE

Another user case possible with the integration is the capability to perform real-time data processing while the technician is still in the field and available to adjust the test sequence or fix issues that could only have been identified back at the office during post-processing.

Two technicians could easily bidirectionally test a fiber with an OTDR, and upload all the results to EC in real time. At the same time, an engineer back at the office could be viewing the results live as they are generated in EXFO Connect, giving the team the option to perform extra analysis as and when needed.

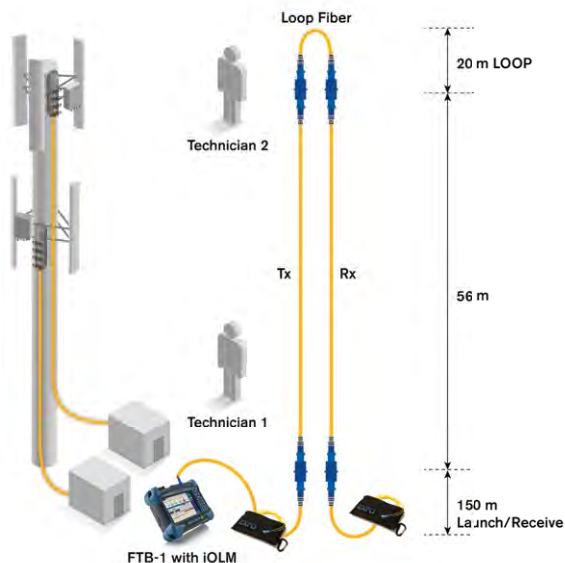


Specifications and descriptions are subject to change without prior notice.

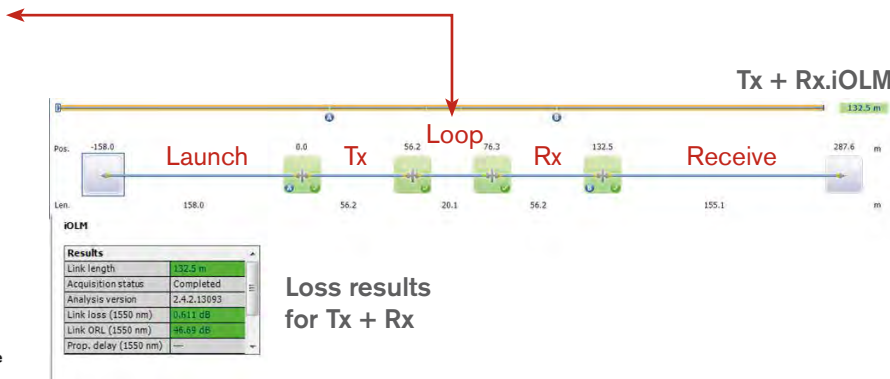
OPTION

**OTDR and iOLM Loopback Mode**

In applications such as fiber-to-the-antenna (FTTA), distributed antenna systems (DAS), point-to-point (medium range) and in-building fiber cabling, a loopback measurement can be performed to test Rx/Tx fibers of duplex cables simultaneously. Once a loop fiber is connected between both fibers, an iOLM measurement is taken. FastReporter 2 processes the iOLM loopback measurements and assesses each fiber separately, allowing the user to generate a clear pass/fail for each fiber, in less time than it would have taken with standard testing methods.



**STEP 1 – One Unidirectional Test**



**STEP 2**



FastReporter 2 Loopback

PC or FTB-1



FastReporter 2 Loopback Results



Loopback mode also allows users to process OTDR or iOLM loop measurements unidirectionally and bidirectionally.



Specifications and descriptions are subject to change without prior notice.



**Opternus GmbH** Optische Spleiss- & Messtechnik  
 Bahnhofstr. 5  
 D-22941 Bargtheide  
 Tel. +49(0)4532-20 44-0  
 Fax +49(0)4532-20 44-25

**Büro Süd:**  
 Katharinenstr. 57  
 D-73728 Esslingen

Tel. +49(0)711-3 10 59 99-0  
 Fax +49(0)711-3 10 59 99-99

E-Mail: [info@opternus.de](mailto:info@opternus.de) - [www.opternus.de](http://www.opternus.de) - [www.opternus-shop.de](http://www.opternus-shop.de)

## SUPPORTED MEASUREMENTS

Loss (IL) and optical return loss (ORL), including FasTesT™ (OLTS) function

Optical time-domain reflectometer (OTDR)

Intelligent Optical Link Mapper (iOLM)

Polarization mode dispersion (PMD)

Chromatic dispersion (CD)

Fiber inspection probe (FIP) with ConnectorMax2 Analysis Software

PON power meter (PPM)

## SYSTEM REQUIREMENTS

System Element	Minimum Requirement (Windows 7, 32 bit)	Minimum Requirement (Windows 7, 64 bit)	Minimum Requirement (Windows 8)	Minimum Requirement (Windows 10)
Processor	Pentium (1.6 GHz or higher recommended)	Pentium (1.6 GHz or higher recommended)	Pentium (1 GHz with support for PAN, NX and SSE2)	1 GHz
RAM	1 GB (4 GB recommended)	2 GB (4 GB recommended)	1 GB (32 bit) or 2 GB (64 bit) (4 GB recommended)	
Disk space	400 MB		16 GB (32 bit) or 20 GB (64 bit)	
Monitor	One super VGA (800 X 600) monitor (two 1024 X 768 monitors recommended)		Microsoft DirectX 9 graphics device with WDDM driver	
Other requirements	Network adapter Microsoft Internet Explorer version 8.0 or later Microsoft Office 2007 or later to open .xls files			

## ORDERING INFORMATION

### FR2-XX

#### Model

FR2-FC = Fiber Characterization package

FR2-FC-KIT = Fiber Characterization package purchased in kit with selected optical test products<sup>a</sup>

FR2-FC-PL = Fiber Characterization package for FTB-1 platform

FR2-FC-LB = Fiber Characterization package with loopback option

FR2-FC-KIT-LB = Fiber Characterization package with loopback option (when purchased in a kit with selected optical test products)

FR2-LB-PL = Loopback option for FTB-1 platform<sup>b</sup>

FR2-DG = FastReporter 2 software key on USB dongle (includes Fiber Characterization package and loopback option)<sup>a</sup>

#### Notes

- a. See your EXFO local sales representative for details.
- b. FR2-FC-PL is required to use this option.

EXFO Headquarters > Tel.: +1 418 683-0211 | Toll-free: +1 800 663-3936 (USA and Canada) | Fax: +1 418 683-2170 | info@EXFO.com | [www.EXFO.com](http://www.EXFO.com)

EXFO serves over 2000 customers in more than 100 countries. To find your local office contact details, please go to [www.EXFO.com/contact](http://www.EXFO.com/contact).

EXFO is certified ISO 9001 and attests to the quality of these products. EXFO has made every effort to ensure that the information contained in this specification sheet is accurate. However, we accept no responsibility for any errors or omissions, and we reserve the right to modify design, characteristics and products at any time without obligation. Units of measurement in this document conform to SI standards and practices. In addition, all of EXFO's manufactured products are compliant with the European Union's WEEE directive. For more information, please visit [www.EXFO.com/recycle](http://www.EXFO.com/recycle). Contact EXFO for prices and availability or to obtain the phone number of your local EXFO distributor.

For the most recent version of this spec sheet, please go to the EXFO website at [www.EXFO.com/specs](http://www.EXFO.com/specs).

In case of discrepancy, the web version takes precedence over any printed literature.

SPFASTREPORTER2.BAN

© 2015 EXFO Inc. All rights reserved.

Printed in Canada 15/10



Specifications and descriptions are subject to change without prior notice.

überreicht durch:

Opternus GmbH Optische Spleiss- & Messtechnik

Büro Süd:

Opternus

Bahnhofstr. 5  
D-22941 Bargteheide  
Tel. +49(0)4532-20 44-0  
Fax +49(0)4532-20 44-25

Katharinenstr. 57  
D-73728 Esslingen

Tel. +49(0)711-3 10 59 99-0  
Fax +49(0)711-3 10 59 99-99

E-Mail: [info@opternus.de](mailto:info@opternus.de) - [www.opternus.de](http://www.opternus.de) - [www.opternus-shop.de](http://www.opternus-shop.de)