

# FIP-400 FIBER INSPECTION PROBE

NETWORK TESTING—OPTICAL



Highly versatile probe to detect dirty/damaged connectors with unparalleled precision

## KEY FEATURES

Easy back-panel connector inspection

Truly rugged and lightweight solution for the field

Image-capture capability for report documentation

Ideal for all types of connectors: APC, UPC, MTP and more

Slim design for easy use in crowded patch panels

Compatible with EXFO test instruments



SPEC SHEET

überreicht durch:

**Opternus**

Opternus GmbH Optische Spleiss- & Messtechnik

Bahnhofstr. 5  
D-22941 Bargtheide

Tel. +49(0)4532-20 44-0  
Fax +49(0)4532-20 44-25

Büro Süd:

Wäldenbronner Str. 2  
D-73732 Esslingen

Tel. +49(0)711-3 10 59 99-0  
Fax +49(0)711-3 10 59 99-99


E-Mail: [info@opternus.de](mailto:info@opternus.de) - [www.opternus.de](http://www.opternus.de) - [www.opternus-shop.de](http://www.opternus-shop.de)

Opternus GmbH  
Dezember 2011

## ZOOM IN ON CLARITY

It's a known fact: optical network problems are often caused by dirty and/or damaged connectors. Using a fiber inspection probe to ensure that connectors/adapters are clean and exempt of any defect is where accurate testing starts.


Thanks to EXFO's FIP-400 Fiber Inspection Probe, checking connectors and other fiber terminations for polish quality and cleanliness has never been easier. Benefit from the best optical resolution in the industry and see scratches and dirt particles as small as 1 µm. Also, use a USB converter to send image captures to a portable platform or a PC.



### Fiber Probe Viewer



### Video Inspection Probe



- 1 3.5" TFT LCD screen
- 2 Rechargeable Li-ion battery
- 3 Adjustable brightness and contrast
- 4 Probe connector (EXFO type)
- 5 Image capture button
- 6 Focusing device
- 7 Interchangeable tip
- 8 Magnification knob (dual model)

## CONNECTORMAX ANALYSIS SOFTWARE

### Automatic pass/fail analysis with multiple-platform flexibility

› Available on the portable FTB-1, FTB-200 and FTB-500 platforms

### Save time and money

› Lightning-fast results in seconds through simple one-touch operation

### Complete test reports for future referencing

› Stores images and results for record-keeping

Delivering fast pass/fail assessment of connector endfaces, EXFO's ConnectorMax Analysis Software is designed to save both time and money in the field. The industry's first platform-based, automated inspection application, ConnectorMax eliminates guesswork, instead providing clear-cut connector endface analysis.

ConnectorMax enables field technicians to analyze defects and scratches and measure their impact on connector performance. Results are then compared against pre-programmed IEC/IPC standards or user-defined criteria, leading to accurate pass/fail verdicts established right on-site.


ConnectorMax therefore helps avoid two time- and money-consuming situations: undetected connector defects that force technicians to later return to the site, and unnecessary replacement of connectors whose slight defects are not enough to get a "fail" verdict.



*Automatic pass/fail analysis in any FTB platform*

## THE INDUSTRY'S MOST VERSATILE PROBE

With EXFO's FIP-400, you have the choice—you can either use it with a PC, with one of our test sets or with our lightweight, handheld monitor. Choose the way that works best for you.



## APPLICATIONS

### Patchcord inspection

- › Compatible with a wide range of connector types
- › Offers great optical performance for patchcord quality assurance
- › Use it as a stand-alone unit to perform field applications or with a USB adapter in a manufacturing environment

### Patch panel bulkhead inspection

- › Get a clear view of both sides of an interconnection
- › Inspect hard-to-reach connectors without stressing adjacent fibers, thanks to the FIP-400's slim design

### Single-fiber connector inspection


- › Compatible with 1.25 mm and 2.5 mm angled-polished and ultra-polished connectors (APC and UPC)

### Multifiber connector inspection


- › Compatible with male and female ribbon connectors such as MTP multifiber APC and UPC connectors

### Connection inspection through ConnectorMax Analysis Software

- › Delivers clear-cut pass/fail verdicts, eliminating guesswork in the field and helping you save time and money
- › Lightning-fast: results in 4 seconds through simple one-touch operation
- › Full test reports for future referencing



Patchcord inspection in a manufacturing environment



Patch panel bulkhead inspection

überreicht durch:

**Opternus**

Opternus GmbH Optische Spleiss- & Messtechnik

Bahnhofstr. 5  
D-22941 Bargtheide

Tel. +49(0)4532-20 44-0  
Fax +49(0)4532-20 44-25

Büro Süd:

Wäldenbronner Str. 2  
D-73732 Esslingen

Tel. +49(0)711-3 10 59 99-0  
Fax +49(0)711-3 10 59 99-99

E-Mail: [info@opternus.de](mailto:info@opternus.de) - [www.opternus.de](http://www.opternus.de) - [www.opternus-shop.de](http://www.opternus-shop.de)

## SPECIFICATIONS

### Video Inspection Probe

Size (H x W x D)	without tip cap with tip cap	38 mm x 32 mm x 170 mm (1 1/2 in x 1 1/4 in x 6 11/16 in) 38 mm x 32 mm x 200 mm (1 1/2 in x 1 1/4 in x 7 3/4 in)
Weight		0.2 kg (0.44 lb)
Resolution		Theoretical < 2 µm, detection capability < 1 µm
Field of view		625 µm x 464 µm (low magnification) <sup>a</sup> 412 µm x 306 µm (high magnification)
Light source		Blue LED
Lighting technique		Coaxial
Capture button <sup>b</sup>		Present on all models
Connector		EXFO probe port type (8 pin mini-DIN)
Focus control		Adjustable on the probe
Optical magnification		Adjustable, low and high (dual model only)

### Fiber Probe Viewer

Size (H x W x D)	50 mm x 99 mm x 190 mm (1 15/16 in x 3 7/8 in x 7 1/2 in)
Weight <sup>c</sup>	0.3 kg (0.66 lb)
LCD screen	3.5 in TFT active matrix (320 x 240 pixels)
Power	Rechargeable Li-ion battery or AC adapter/charger
Battery life	3 hours (continuous use)
Charging time	4 hours
Connector	EXFO probe port type (8 pin mini-DIN)

### USB Converter

#### USB 1.1 Model

#### USB 2.0 Model

Size (H x W x D)	20 mm x 36 mm x 90 mm (13/16 in x 1 7/16 in x 3 9/16 in)	19 mm x 36 mm x 95 mm (3/4 in x 1 7/16 in x 3 3/4 in)
Connectors	EXFO probe port type (8 pin mini-DIN)/USB	
Capture button	No	Yes

## GENERAL SPECIFICATIONS

Temperature	operating storage	-10 °C to 50 °C -40 °C to 70 °C
Relative humidity		0 % to 95 % non-condensing

## ACCESSORIES

### Optional

FIPT-BOX	Plastic case divided into various compartments for tips
GP-1001	Rechargeable battery for handheld display
GP-10-073	Soft carrying case for inspection probe, display and accessories

### Standard

Video inspection probe (single or dual magnification)
FC-SC tip for bulkhead
U25M universal patchcord tip for 2.5 mm ferrule
Plastic case divided into various compartments for tips

**ORDERING INFORMATION**

**FIP-400-XX-XX**

**Model**

- FIP-400-P-SINGLE = Video inspection probe  
Single magnification
- FIP-400-P-DUAL = Video inspection probe  
Dual magnification
- FIP-400-D = Handheld display
- FIP-400-USB1 = USB1 converter with software,  
compatible with FTB-400 and IQS-500
- FIP-400-USB2 = USB2 converter with software for PC<sup>e</sup>,  
FTB-500 d and IQS-600
- FIP-400-USB

**Extra Adapter Tips<sup>d</sup>**

- 00 = Without extra FIP-400 tip
- FIPT-400-LC-K
- FIPT-400-25A-K
- FIPT-400-ADAPTER = Adapter tip
- FIPT-400-D4 = D4 tip for bulkhead adapter
- FIPT-400-E2000 = E-2000 tip for bulkhead adapter
- FIPT-400-E2000-APC = E2000 APC tip for bulkhead adapter
- FIPT-400-FC-SC-A6 = FC and SC angled tip for bulkhead (60 degree)
- FIPT-400-FC-SC-APC = FC APC angled tip for bulkhead adapter
- FIPT-400-LC = LC tip for bulkhead adapter
- FIPT-400-LC-A6 = LC angled tip for bulkhead adapter (60 degree)
- FIPT-400-LC-APC = LC/APC tip for bulkhead adapter
- FIPT-400-LEMO = LEMO tip for bulkhead adapter
- FIPT-400-LX5-APC = LX5/APC tip for bulkhead adapter
- FIPT-400-MTP2 = MTP2 tip for bulkhead adapter (extended, reversible)
- FIPT-400-MTP2-K = MTP, APC and UPC tips for bulkhead adapter (extended, reversible)
- FIPT-400-MTPA-TIP = MTPA replaceable nozzle for MTP2 (extended, reversible)
- FIPT-400-MTPA2 = MTP/APC tip for bulkhead adapter (extended, reversible)
- FIPT-400-MTP2-TIP = MTP2 replaceable nozzle for MTP2 (extended, reversible)
- FIPT-400-MU = MU tip for bulkhead adapter
- FIPT-400-MU-L = MU tip for bulkhead adapter (extended)
- FIPT-400-ODC-S = ODC Socket (male) tip
- FIPT-400-ODC-U = ODC Universal Guide tip
- FIPT-400-ODC-2PIN-P = ODC 2 Pin Plug (female) Guide tip
- FIPT-400-ODC-4PIN-P = ODC 4 Pin Plug (female) Guide tip
- FIPT-400-ODC-2PIN-P-K = ODC 2 Pin Plug (female) Guide & Universal tip
- FIPT-400-ODC-4PIN-P-K = ODC 4 Pin Plug (female) Guide & Universal tip
- FIPT-400-ODC-2&4PIN-P-K = ODC 2 & 4 Pin Plug (female) Guides & Universal tip
- FIPT-400-SC-APC = SC APC tip for bulkhead adapter
- FIPT-400-OTAP-APC = OptiTap™ bulkhead adapter
- FIPT-400-OTIP-MT-APC = MT/APC type OptiTip™ for male and female connectors
- FIPT-400-OTIP-MT-APC/M = Male adapter tube for FIPT-400-OTIP-MT-APC tip
- FIPT-400-SC-L = SC tip for bulkhead adapter (extended)
- FIPT-400-ST = ST tip for bulkhead adapter
- FIPT-400-U12M = Universal patchcord tip for 1.25 mm ferrule
- FIPT-400-U12MA = Universal patchcord tip for 1.25mm APC ferrule
- FIPT-400-U20M2 = Universal patchcord tip for 2.0 mm ferrule (P4, LEMO)
- FIPT-400-U25MA = Universal patchcord tip for 2.5 mm APC ferrule

Example: FIP-400-P-SINGLE-FIPT-400-LX5-APC

**Notes**

- a. Dual model only
- b. Works with USB 2.0 adapter, FOT-930 and FTB-200
- c. Without battery
- d. FTB-500 minimum Toolbox software requirement: 6.28 or higher
- e. May require USB1 or USB2 depending on user's PC

EXFO Corporate Headquarters > 400 Godin Avenue, Quebec City (Quebec) G1M 2K2 CANADA | Tel.: +1 418 683-0211 | Fax: +1 418 683-2170 | info@EXFO.com

Toll-free: +1 800 663-3936 (USA and Canada) | [www.EXFO.com](http://www.EXFO.com)

<b>EXFO America</b>	3400 Waterview Parkway, Suite 100	Richardson, TX 75080 USA	Tel.: +1 972 761-9271	Fax: +1 972 761-9067
<b>EXFO Asia</b>	100 Beach Road, #22-01/03 Shaw Tower	SINGAPORE 189702	Tel.: +65 6333 8241	Fax: +65 6333 8242
<b>EXFO China</b>	36 North, 3 <sup>rd</sup> Ring Road East, Dongcheng District Room 1207, Tower C, Global Trade Center	Beijing 100013 P. R. CHINA	Tel.: +86 10 5825 7755	Fax: +86 10 5825 7722
<b>EXFO Europe</b>	Omega Enterprise Park, Electron Way	Chandlers Ford, Hampshire S053 4SE ENGLAND	Tel.: +44 23 8024 6810	Fax: +44 23 8024 6801
<b>EXFO Finland</b>	Elektronikkatie 2	FI-90590 Oulu, FINLAND	Tel.: +358 (0)403 010 300	Fax: +358 (0)8 564 5203
<b>EXFO Service Assurance</b>	270 Billerica Road	Chelmsford, MA 01824 USA	Tel.: +1 978 367-5600	Fax: +1 978 367-5700

EXFO is certified ISO 9001 and attests to the quality of these products. This device complies with Part 15 of the FCC Rules. Operation is subject to the following two conditions: (1) this device may not cause harmful interference, and (2) this device must accept any interference received, including interference that may cause undesired operation. EXFO has made every effort to ensure that the information contained in this specification sheet is accurate. However, we accept no responsibility for any errors or omissions, and we reserve the right to modify design, characteristics and products at any time without obligation. Units of measurement in this document conform to SI standards and practices. In addition, all of EXFO's manufactured products are compliant with the European Union's WEEE directive. For more information, please visit [www.EXFO.com/recycle](http://www.EXFO.com/recycle). Contact EXFO for prices and availability or to obtain the phone number of your local EXFO distributor.

For the most recent version of this spec sheet, please go to the EXFO website at [www.EXFO.com/specs](http://www.EXFO.com/specs).

In case of discrepancy, the Web version takes precedence over any printed literature.

SPFIP400.9AN

© 2011 EXFO Inc. All rights reserved.



Printed in Canada 11/12

überreicht durch:



Opternus GmbH Optische Spleiss- & Messtechnik

Bahnhofstr. 5  
D-22941 Bargteheide

Tel. +49(0)4532-20 44-0  
Fax +49(0)4532-20 44-25

Büro Süd:

Wäldenbronner Str. 2  
D-73732 Esslingen

Tel. +49(0)711-3 10 59 99-0  
Fax +49(0)711-3 10 59 99-99

E-Mail: [info@opternus.de](mailto:info@opternus.de) - [www.opternus.de](http://www.opternus.de) - [www.opternus-shop.de](http://www.opternus-shop.de)