

AXS-110 All-Fiber OTDR

FTTx PON AND LAN/WAN INSTALLATION AND TROUBLESHOOTING UNIT



A powerful handheld OTDR unit designed for splitter characterization in FTTx networks; can be configured as a quad unit with both singlemode and multimode wavelengths.

KEY FEATURES

Event dead zone: 0.8 m

Wavelengths: 850/1300/1310/1490/1550/1625 nm

Dynamic range: up to 37 dB

Battery autonomy: 8 hours

APPLICATIONS

FTTx/MDU PON network testing

LAN/WAN testing

Private network testing

COMPLEMENTARY PRODUCTS AND OPTIONS



Fiber Inspector Probe
FIP-400



Data Post-Processing
Software
FastReporter



Soft Pulse Suppressor Bag
SPSB



Assessing
Next-Gen Networks

überreicht durch:

Opternus

Opternus GmbH Optische Spleiss- & Messtechnik

Bahnhofstr. 5
D-22941 Bargteheide




Tel. +49(0)4532-20 44-0
Fax +49(0)4532-20 44-25

Büro Süd:

Wäldenbronner Str. 2
D-73732 Esslingen

Tel. +49(0)711-3 10 59 99-0
Fax +49(0)711-3 10 59 99-99

E-Mail: info@opternus.de - www.opternus.de - www.opternus-shop.de



- 1 Infrared Printer Interface
- 2 OTDR Port | Multimode testing.
- 3 Power Meter Detector Port | Compatible with almost every connector on the market. Manually and efficiently perform power and loss testing. Accurately measure power up to 26 dBm.
- 4 OTDR Port | Singlemode testing.
- 5 VFL Port | Built-in 650 nm visual fault location on a universal 2.5 mm connector.
- 6 AC Adapter
- 7 RJ-45 | TCP/IP testing.
- 8 USB B | Data transfer using ActiveSync or remote control.
- 9 USB A | Data transfer using memory stick.
- 10 Fiber Inspection Probe Port

TECHNICAL SPECIFICATIONS^a

Wavelengths (nm)	850/1300/1310/1490/1550/1625
Dynamic range ^b (dB)	24/25/37/33/35/37
Pulse width (ns)	Multimode: 5, 10, 30, 100, 275, 1000 Singlemode: 5, 10, 30, 100, 275, 1000, 2500, 10 000
Event dead zone ^c (m)	0.8
Attenuation dead zone ^c (m)	3.5/4.5/4/4.5/4.5/4.5
Linearity (dB/dB)	±0.03
Loss threshold (dB)	0.01
Loss resolution (dB)	0.01
Sampling resolution (m)	Multimode: 0.08 to 2.5; singlemode: 0.08 to 5.0
Sampling points	Up to 64 000
Distance uncertainty ^d (m)	±(0.75 + 0.0025 % x distance + sampling resolution)
Distance range (km)	Multimode: 0.1 to 40; singlemode: 0.65 to 260
Typical real-time refresh (Hz)	4
Memory capacity	500 traces
Measurement time	User-defined
Stable source output power ^e (dBm)	Multimode: -1.5; singlemode: -7.5
Visual fault locator (optional)	Laser, 650 nm ± 10 nm CW typical P _{out} of 1.4 mW open beam

OPTIONAL POWER METER^f

Calibrated wavelengths (nm)	850, 1270, 1290, 1310, 1330, 1350, 1370, 1390, 1410, 1430, 1450, 1470, 1490, 1510, 1530, 1550, 1570, 1590, 1610, 1625
Power range (dBm)	26 to -64 (GeX 2 mm)
Uncertainty	±5 % ± 0.4 nW (up to 5 dBm)
Display resolution (dB)	0.01 (-54 dBm to P _{max}) 0.1 (-54 dBm to -64 dBm) 1 (-64 dBm to min)
Automatic offset nulling range ^g	Maximum power to -38 dBm
Tone detection (Hz)	270/1000/2000

GENERAL SPECIFICATIONS

Size (H x W x D)	250 mm x 125 mm x 75 mm (9 ⁷ / ₈ in x 4 ¹⁵ / ₁₆ in x 3 in)
Weight	1 kg (2.2 lb)
Temperature	operating -18 °C to 50 °C (14 °F to 122 °F) storage -40 °C to 70 °C (-40 °F to 158 °F)
Relative humidity	0 % to 95 % non-condensing
Power	Li-ion batteries; 8 hours of continuous operation as per Bellcore TR-NWT-001138
Warranty (years)	1

LASER SAFETY



21 CFR 1040.10 AND IEC 60825-1:2007
CLASS 1M WITHOUT VFL OPTION
CLASS 3R WITH VFL OPTION

Notes

- a All specifications valid at 23 °C ± 2 °C (73.4 °F ± 3.6 °F) with an FC/PC connector, unless otherwise specified.
- b. Typical dynamic range with longest pulse and three-minute averaging at SNR = 1. Multimode dynamic range is specified for 62.5 μm fiber; a 3 dB reduction is seen when testing 50 μm fiber. AXS-11-12CD-23B is 24/25/32/30.
- c. Typical dead zone for multimode reflectance below -35 dB and singlemode reflectance below -45 dB, using shortest pulse.
- d. Does not include uncertainty due to fiber index.
- e. Typical output power is given at 1300 nm for multimode output and 1550 nm for singlemode output.
- f. At 23 °C ± 1 °C, 1550 nm and with FC connector. With OTDR in idle mode, battery operated.
- g. For ±0.05 dB, from 18 °C to 28 °C.



ORDERING INFORMATION

AXS-110-XX-XX-XX-XX-XX-XX-XX

Model

- AXS-110-023B = Dual-wavelength SM OTDR
1310/1550 nm (9/125 µm)
- AXS-110-12CD = Dual-wavelength MM OTDR 850/1300 nm
(50/125 µm, 62.5/125 µm)
- AXS-110-12CD-23B = Four-wavelength MM/SM all-fiber
OTDR 850/1300 nm (50/125 µm,
62.5/125 µm) and 1310/1550 nm
(9/125 µm)
- AXS-110-023B-04B = Tri-wavelength SM and SM live OTDR
1310/1550 nm and 1625 nm live port
(9/125 µm)
- AXS-110-000-04B = Single wavelength SM live OTDR
1625 nm live port (9/125 µm)
- AXS-110-236B = Tri-wavelength SM OTDR 1310/1490/1550 nm
(9/125 µm)

Connector ^a

- EA-EUI-28 = APC/DIN 47256 ^b
- EA-EUI-89 = APC/FC, narrow key ^b
- EA-EUI-91 = APC/SC ^b
- EA-EUI-95 = APC/E-2000 ^b
- EI-EUI-28 = UPC/DIN 47256
- EI-EUI-76 = UPC/HMS-10/AG
- EI-EUI-89 = UPC/FC, narrow key
- EI-EUI-90 = UPC/ST
- EI-EUI-91 = UPC/SC
- EI-EUI-95 = UPC/E-2000

Power meter

- 00 = Without power meter
- PM2X = With GeX power meter

Notes

- a. Refer to the example. First select the singlemode connector, and then the multimode connector or the live port connector.
- b. Singlemode only.
- c. Mandatory with FP4S or FP4D.

Software summary kit

- SK1 = SmartKit including macrobending detection, pass/fail and fault finder
- SK2 = IP testing
- SK3 = Fiber inspection probe software ^c

Probe option

- 00 = Without probe
- FP4S = Inspection probe (400x)
- FP4D = Inspection probe (200x/400x)

VFL

- 00 = Without visual fault locator
- VFL = With visual fault locator

Connector adapter

- FOA-12 = Biconic
- FOA-14 = D4, D4/PC
- FOA-16 = SMA/906
- FOA-22 = FC, FC (PC/SPC/UPC/APC), NEC-D3
- FOA-28 = DIN 47256 (LSA); DIN 47256 (PC/APC)
- FOA-32 = ST, ST (PC/SPC/UPC)
- FOA-54 = SC (PC/SPC/UPC/APC)
- FOA-78 = Radiall EC
- FOA-96B = E-2000/APC
- FOA-98 = LC
- FOA-99 = MU

Example: AXS-110-12CD-23B-EA-EUI-89-EI-EUI-95-PM2X-FOA-22-VFL-FP4S-SK1-SK2-SK3

EXFO Corporate Headquarters > 400 Godin Avenue, Quebec City (Quebec) G1M 2K2 CANADA | Tel.: +1 418 683-0211 | Fax: +1 418 683-2170 | info@EXFO.com

Toll-free: +1 800 663-3936 (USA and Canada) | www.EXFO.com

EXFO America	3701 Plano Parkway, Suite 160	Plano, TX 75075 USA	Tel.: +1 800 663-3936	Fax: +1 972 836-0164
EXFO Asia	151 Chin Swee Road, #03-29 Manhattan House	SINGAPORE 169876	Tel.: +65 6333 8241	Fax: +65 6333 8242
EXFO China	36 North, 3 rd Ring Road East, Dongcheng District Room 1207, Tower C, Global Trade Center	Beijing 100013 P. R. CHINA	Tel.: +86 10 5825 7755	Fax: +86 10 5825 7722
EXFO Europe	Omega Enterprise Park, Electron Way	Chandlers Ford, Hampshire S053 4SE ENGLAND	Tel.: +44 2380 246810	Fax: +44 2380 246801
EXFO NetHawk	Elektronikkatie 2	FI-90590 Oulu, FINLAND	Tel.: +358 (0)403 010 300	Fax: +358 (0)8 564 5203
EXFO Service Assurance	270 Billerica Road	Chelmsford, MA 01824 USA	Tel.: +1 978 367-5600	Fax: +1 978 367-5700

EXFO is certified ISO 9001 and attests to the quality of these products. This device complies with Part 15 of the FCC Rules. Operation is subject to the following two conditions: (1) this device may not cause harmful interference, and (2) this device must accept any interference received, including interference that may cause undesired operation. EXFO has made every effort to ensure that the information contained in this specification sheet is accurate. However, we accept no responsibility for any errors or omissions, and we reserve the right to modify design, characteristics and products at any time without obligation. Units of measurement in this document conform to SI standards and practices. In addition, all of EXFO's manufactured products are compliant with the European Union's WEEE directive. For more information, please visit www.EXFO.com/recycle. Contact EXFO for prices and availability or to obtain the phone number of your local EXFO distributor.

For the most recent version of this spec sheet, please go to the EXFO website at www.EXFO.com/specs.

In case of discrepancy, the Web version takes precedence over any printed literature.

SPAXS110.1AN © 2010 EXFO Inc. All rights reserved.



Printed in Canada 10/09



Opternus GmbH Optische Spleiss- & Messtechnik
Bahnhofstr. 5
D-22941 Bargteheide
Tel. +49(0)4532-20 44-0
Fax +49(0)4532-20 44-25

Büro Süd:
Wäldenbronner Str. 2
D-73732 Esslingen
Tel. +49(0)711-3 10 59 99-0
Fax +49(0)711-3 10 59 99-99

E-Mail: info@opternus.de - www.opternus.de - www.opternus-shop.de